

VCS Support Review:Full Report

VCS Support Review:Full Report	1
Overview	4
Introduction	4
<i>Question 1: About you and your organisation;</i>	4
<i>Question 2: Are you completing this survey;</i>	4
<i>Table of "Options:"</i>	4
<i>Question 3: Does the VCS organisation you represent provide services across Leicester or just in specific wards (please tick all wards or the applicable wards)?</i>	5
<i>Table of "Wards covers"</i>	5
<i>Question 4: In the previous financial year (2012/13) what was the total gross income of your organisation (from all sources)?</i>	7
<i>Table of "Organisational income 2012/13"</i>	7
<i>Question 5: How many full time equivalent (FTE) staff does your organisation employ?</i>	8
<i>Table of "FTE"</i>	8
<i>Question 6: How many volunteers work with your organisation?</i>	9
<i>Table of "Volunteers"</i>	9
<i>Question 7: What is your organisation's main area of work?</i>	9
<i>Table of "Area of work"</i>	10
Consultation questionnaire	12
<i>Question 8: SUPPORT FOR THE CITY'S VCS</i>	12
<i>Table of "Option"</i>	12
<i>Question 9: ENGAGEMENT TO SUPPORT A COHESIVE LEICESTER</i>	13
<i>Table of "Do you agree with the overall proposed approach to supporting a cohesive Leicester by ensuring the Council works with organisations who represent specific communities of interest? "</i>	13
<i>Table of "Do you agree with the type of communities (known as "protected characteristics") it is proposed that this approach will cover? "</i>	13
<i>Question 10: Please indicate if you agree or disagree with each of the selection criteria for becoming a commissioned representative organisation, and where appropriate suggest any changes or additions in the text box below this section</i>	14

<i>Table of "Must be based in Leicester city"</i>	14
<i>Table of "Activities should be conducted mainly (preferably exclusively in the city of Leicester)"</i>	15
<i>Table of "Can demonstrate that its organisational purpose and objectives relate directly to supporting community cohesion and good relations among the communities that make up the city of Leicester"</i>	15
<i>Table of "Is an established organisation which has sound governance and operational structures (especially in relation to its financial affairs)"</i>	16
<i>Table of "Is signed up to the Leicester Compact and supports and promotes its principles."</i>	17
<i>Table of "Is able to define the community of interest which it represents and that community makes up more than 1% of the total population of Leicester based on the 2011 census (i.e. more than 3,298 people)"</i>	17
<i>Table of "Can demonstrate the need for this community of interest to be represented. This need should be based on both the significance of the community in demographic terms and in relation to the issues in which that community is involved, as shown by relevant social and economic indicators"</i>	18
<i>Table of "Can clearly articulate and evidence that it has the support of the majority of the community that it claims to represent"</i>	19
<i>Table of "Can demonstrate how the organisational make-up is proportionate and representative of the community of interest to be served. "</i>	19
<i>Table of "Can evidence financial support from any constituent / affiliated organisations that they currently represent (or hoping to represent) "</i>	20
<i>Table of "Can prove that the organisation provides equality of access and equality of opportunities to the people it serves"</i>	21
<i>Table of "Can prove that it has the capacity and proven ability to facilitate a dialogue across the community they represent and to feedback to the community they represent"</i>	21
<i>Table of "Additional criteria – please specify below"</i>	22
Question 11: SUPPORT FOR VOLUNTEERING IN THE CITY	23
<i>Table of "prioritising support needs"</i>	23
<i>Table of "Which of these options for volunteering support would be your preferred option?"</i>	24

Question 12: Leicester City Council believes that these proposals are fair for everyone and help make sure resources go to those most in need and least able to meet their needs in other ways. Do you have any comments about this?

25

Overview

This report was created on Wednesday 22 January 2014 at 10:30.

From **28/10/2013** to **17/01/2014**, Leicester City Council ran a consultation entitled '*VCS Support Review*'. This report covers the online element of the consultation process, which was run from <http://consultations.leicester.gov.uk/corporate-resources-and-support/vcs>

Introduction

Question 1: About you and your organisation;

There are **80** responses to this part of the question.

There are **39** responses to this part of the question.

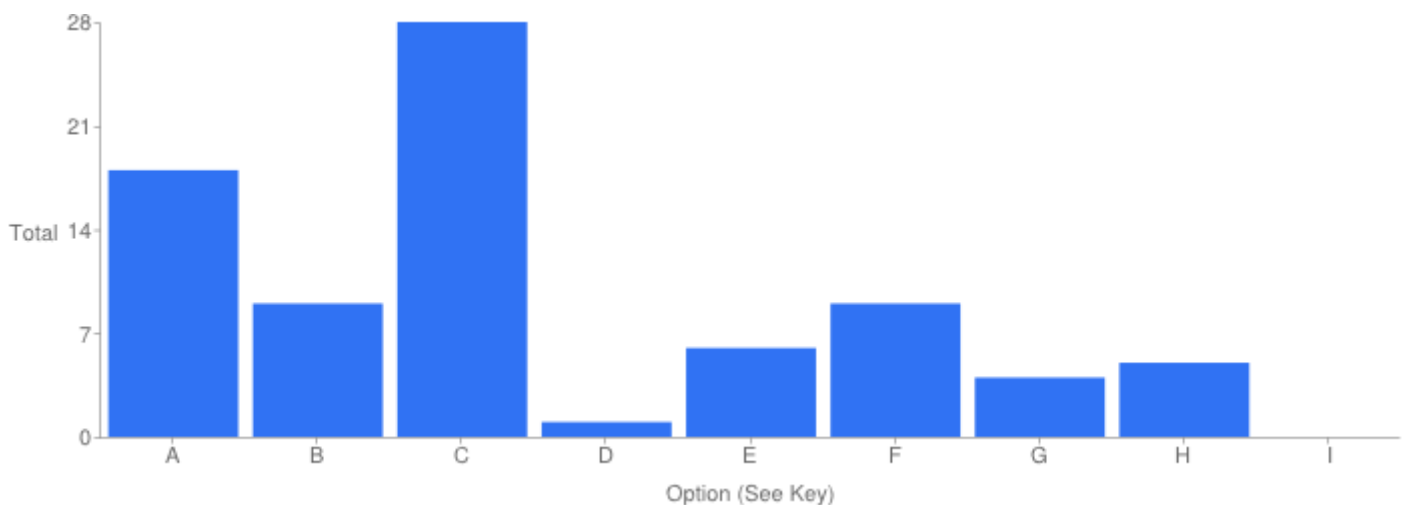
There are **39** responses to this part of the question.

There are **80** responses to this part of the question.

There are **80** responses to this part of the question.

Question 2: Are you completing this survey;

Table of "Options:"

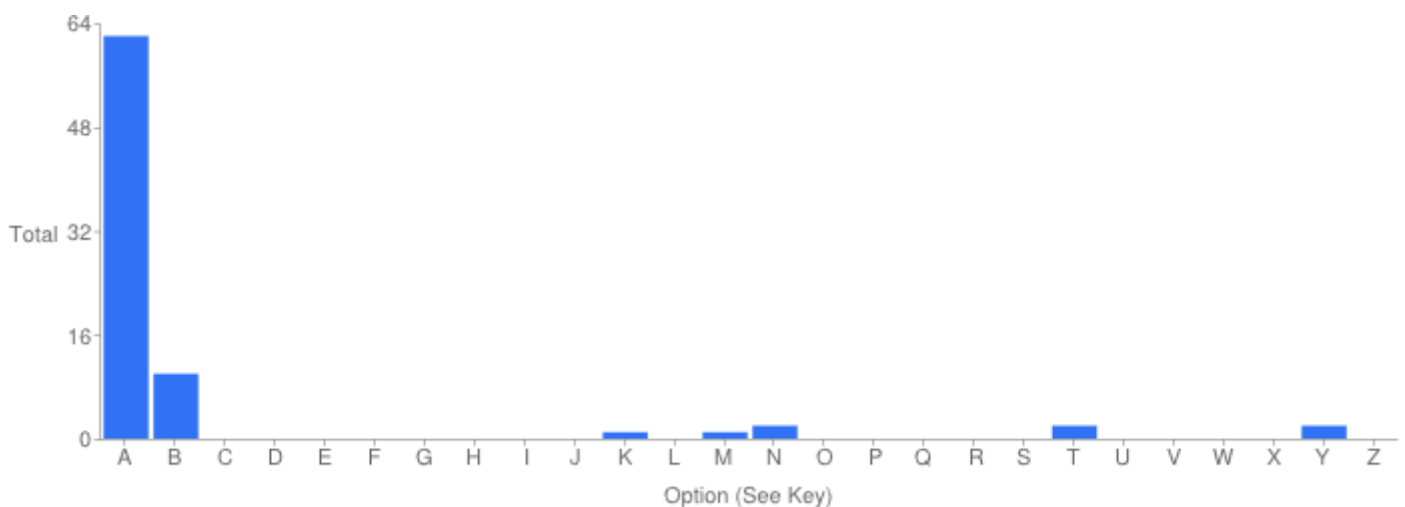


Key	Option	Total	Percent of All
A	On behalf of a charity	18	22.50%
B	On behalf of a voluntary organisation	9	11.25%
C	On behalf of a social enterprise	28	35.00%
D	On behalf of a faith-based group	1	1.250%
E	On behalf of a community group	6	7.500%
F	On your own behalf as a volunteer	9	11.25%
G	On your own behalf as a service user	4	5.00%
H	Other - please specify below	5	6.250%
I	Not Answered	0	0%

There are 9 responses to this part of the question.

Question 3: Does the VCS organisation you represent provide services across Leicester or just in specific wards (please tick all wards or the applicable wards)?

Table of "Wards covers"



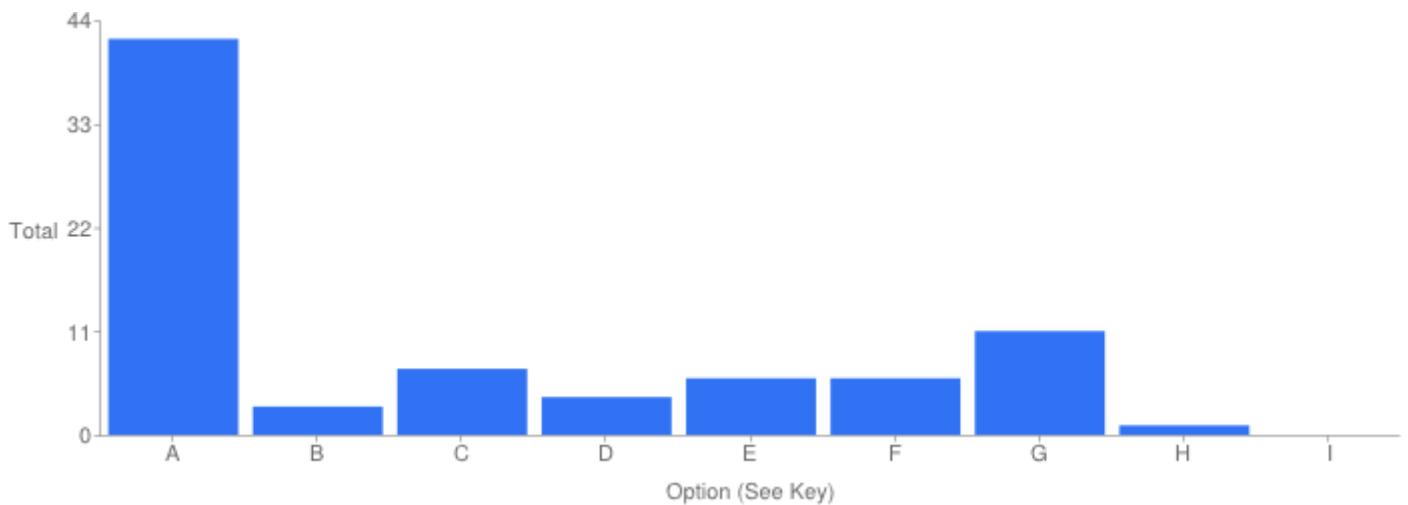
Key	Option	Total	Percent of All
A	Leicester (all wards)	62	77.50%
B	N/a - only to be used by volunteers/service users	10	12.50%
C	Abbey Ward	0	0%
D	Aylestone Ward	0	0%
E	Beaumont Leys Ward	0	0%
F	Belgrave Ward	0	0%
G	Braunstone Park & Rowley Field Ward	0	0%
H	Castle Ward	0	0%
I	Charnwood Ward	0	0%
J	Coleman Ward	0	0%
K	Evington Ward	1	1.250%
L	Eyres Monsell Ward	0	0%
M	Fosse Ward	1	1.250%
N	Freemen Ward	2	2.500%
O	Humberstone & Hamilton Ward	0	0%
P	Knighton Ward	0	0%
Q	Latimer Ward	0	0%
R	New Parks Ward	0	0%
S	Rushey Mead Ward	0	0%
T	Spinney Hills Ward	2	2.500%
U	Stoneygate Ward	0	0%
V	Thurncourt Ward	0	0%
W	Westcotes Ward	0	0%

Key	Option	Total	Percent of All
X	Western Park Ward	0	0%
Y	If more than one ward, please specify below;	2	2.500%
Z	Not Answered	0	0%

There are **10** responses to this part of the question.

Question 4: In the previous financial year (2012/13) what was the total gross income of your organisation (from all sources)?

Table of "Organisational income 2012/13"

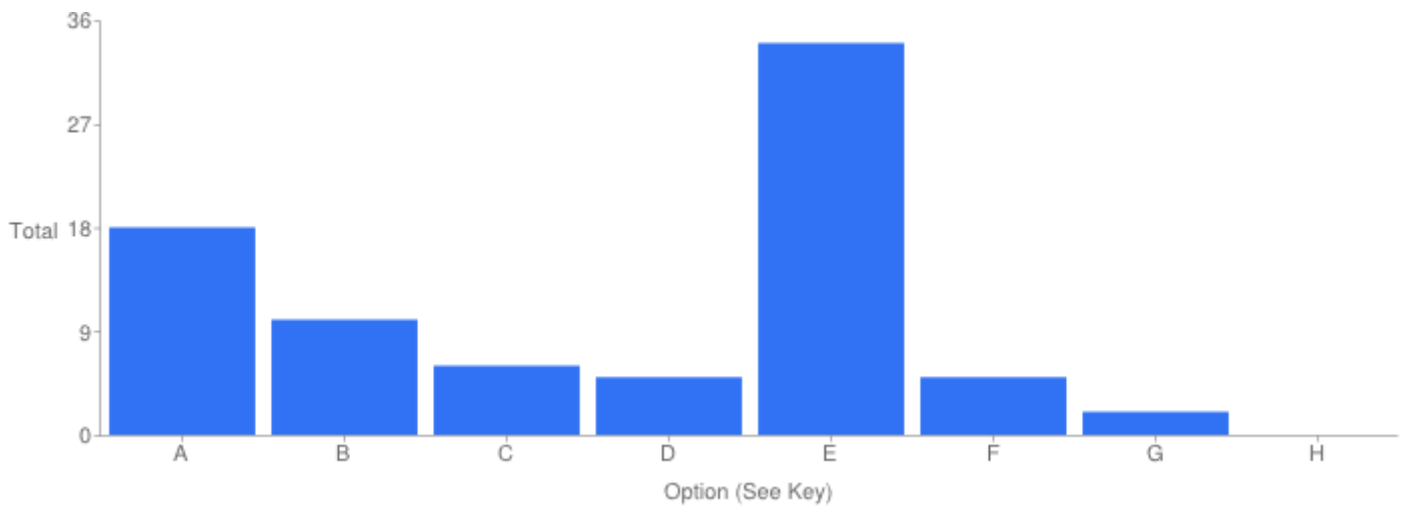


Key	Option	Total	Percent of All
A	N/a - only to be used by volunteers/service users	42	52.50%
B	Less than £500	3	3.750%
C	£501 - £10,000	7	8.750%
D	£10,001 - £50,000	4	5.00%
E	£50,001 - £100,000	6	7.500%
F	£100,0001 -£250,000	6	7.500%

Key	Option	Total	Percent of All
G	£250,001 - £1,000000	11	13.75%
H	More than £1 million	1	1.250%
I	Not Answered	0	0%

Question 5: How many full time equivalent (FTE) staff does your organisation employ?

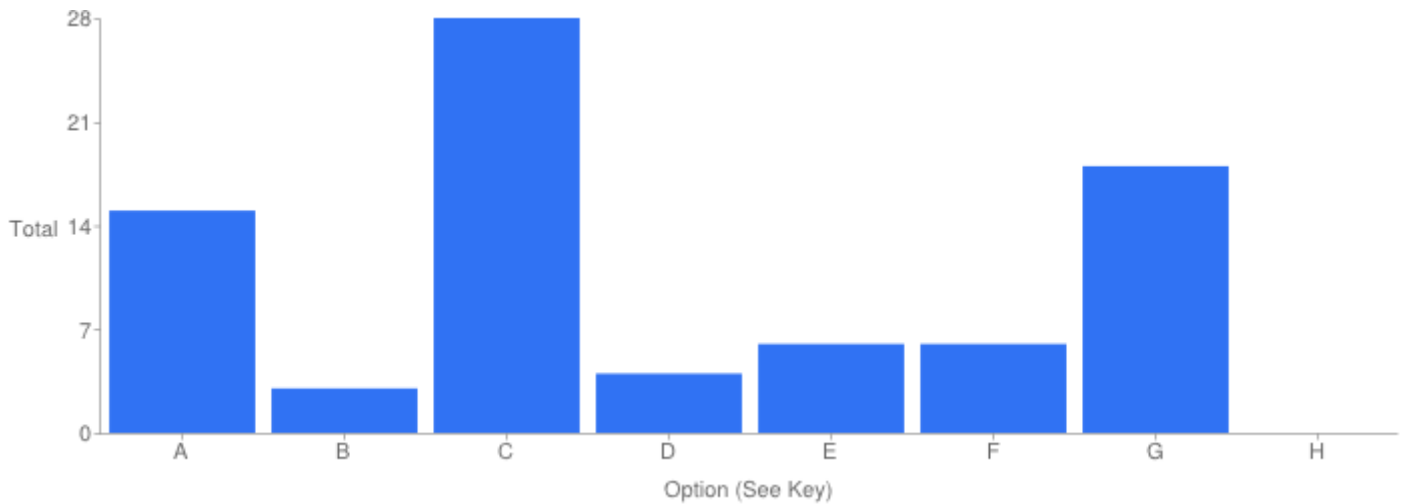
Table of "FTE"



Key	Option	Total	Percent of All
A	N/a - only to be used by volunteers/service users	18	22.50%
B	0	10	12.50%
C	1-2	6	7.500%
D	3-5	5	6.250%
E	6-10	34	42.50%
F	11-20	5	6.250%
G	More than 20	2	2.500%
H	Not Answered	0	0%

Question 6: How many volunteers work with your organisation?

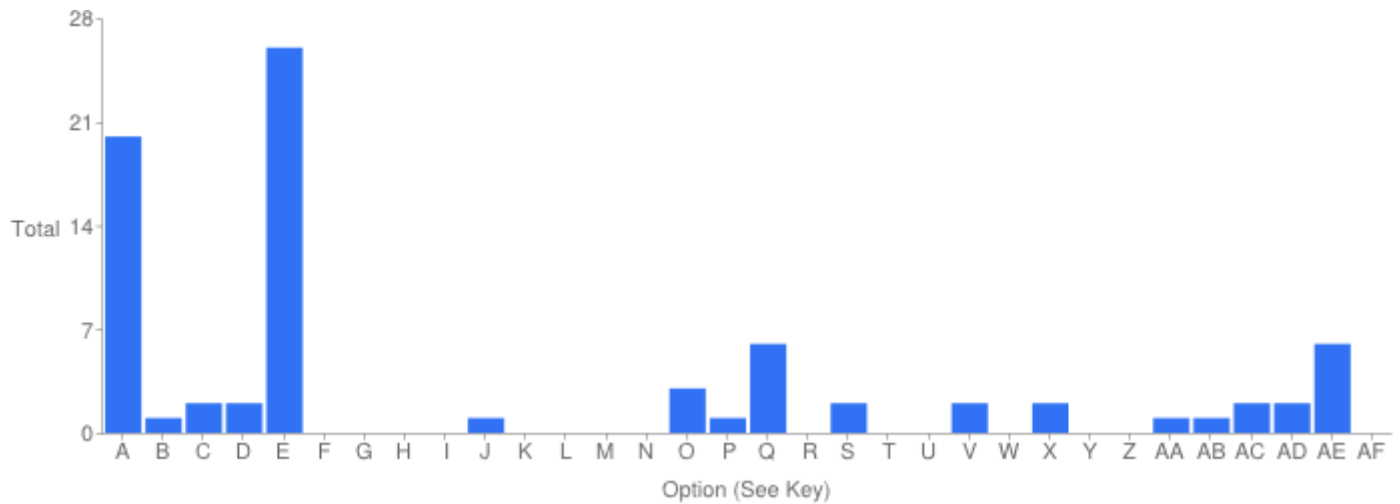
Table of "Volunteers"



Key	Option	Total	Percent of All
A	N/a - only to be used by volunteers/service users	15	18.75%
B	0	3	3.750%
C	1-2	28	35.00%
D	3-5	4	5.00%
E	6-10	6	7.500%
F	11-20	6	7.500%
G	More than 20	18	22.50%
H	Not Answered	0	0%

Question 7: What is your organisation's main area of work?

Table of "Area of work"



Key	Option	Total	Percent of All
A	N/a - only to be used by volunteers/service users	20	25.00%
B	Arts and culture	1	1.250%
C	Capacity building (for other VCS organisations)	2	2.500%
D	Children	2	2.500%
E	Community development & neighbourhood involvement	26	32.50%
F	Disability	0	0%
G	Disaster Relief	0	0%
H	Domestic Violence	0	0%
I	Drugs and alcohol (or other addictions)	0	0%
J	Education, literacy, numeracy	1	1.250%
K	Emergency service and Safety	0	0%
L	Employment	0	0%
M	Environment & conservation	0	0%

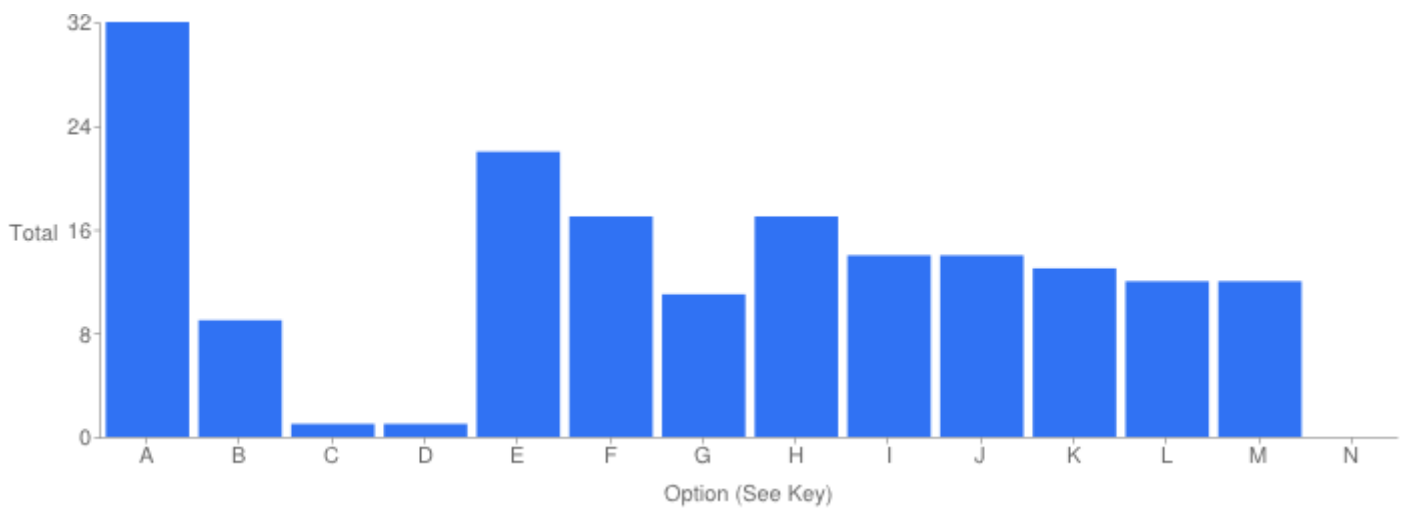
Key	Option	Total	Percent of All
N	Ex-forces	0	0%
O	Families	3	3.750%
P	Gay, lesbian, bisexual and transgender people	1	1.250%
Q	Health & social care	6	7.500%
R	Heritage	0	0%
S	Homelessness & housing	2	2.500%
T	Human rights, civil rights	0	0%
U	Legal Support	0	0%
V	Mental health	2	2.500%
W	Offenders and ex-offenders	0	0%
X	Older people	2	2.500%
Y	Race & ethnicity	0	0%
Z	Refugees & asylum seekers	0	0%
AA	Religion or belief	1	1.250%
AB	Sport & recreation	1	1.250%
AC	Women	2	2.500%
AD	Young people	2	2.500%
AE	Other – please specify below	6	7.500%
AF	Not Answered	0	0%

There are **16** responses to this part of the question.

Consultation questionnaire

Question 8: SUPPORT FOR THE CITY'S VCS

Table of "Option"



Key	Option	Total	Percent of All
A	N/a - only to be used by volunteers/service users	32	40.0%
B	Financial management support	9	11.25%
C	Management of staff	1	1.250%
D	Use of information technology (ICT)	1	1.250%
E	Financial sustainability	22	27.50%
F	Organisational set-up	17	21.25%
G	Marketing	11	13.75%
H	Fund-raising	17	21.25%
I	Procurement processes	14	17.50%
J	Identifying and measuring outcomes and values	14	17.50%
K	New ways of working	13	16.25%

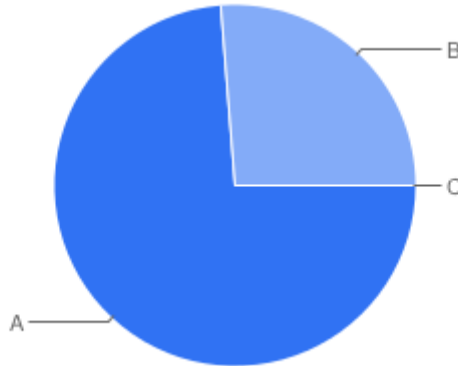
Key	Option	Total	Percent of All
L	Recruiting and managing volunteers	12	15.00%
M	Others: Please specify	12	15.00%
N	Not Answered	0	0%

There are **16** responses to this part of the question.

There are **80** responses to this part of the question.

Question 9: ENGAGEMENT TO SUPPORT A COHESIVE LEICESTER

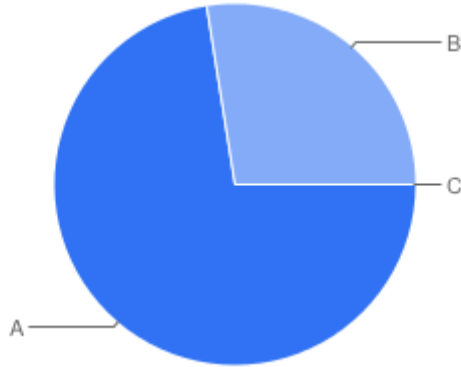
Table of "Do you agree with the overall proposed approach to supporting a cohesive Leicester by ensuring the Council works with organisations who represent specific communities of interest? "



Key	Option	Total	Percent of All
A	Yes	59	73.75%
B	No	21	26.25%
C	Not Answered	0	0%

There are **27** responses to this part of the question.

Table of "Do you agree with the type of communities (known as “protected characteristics”) it is proposed that this approach will cover? "

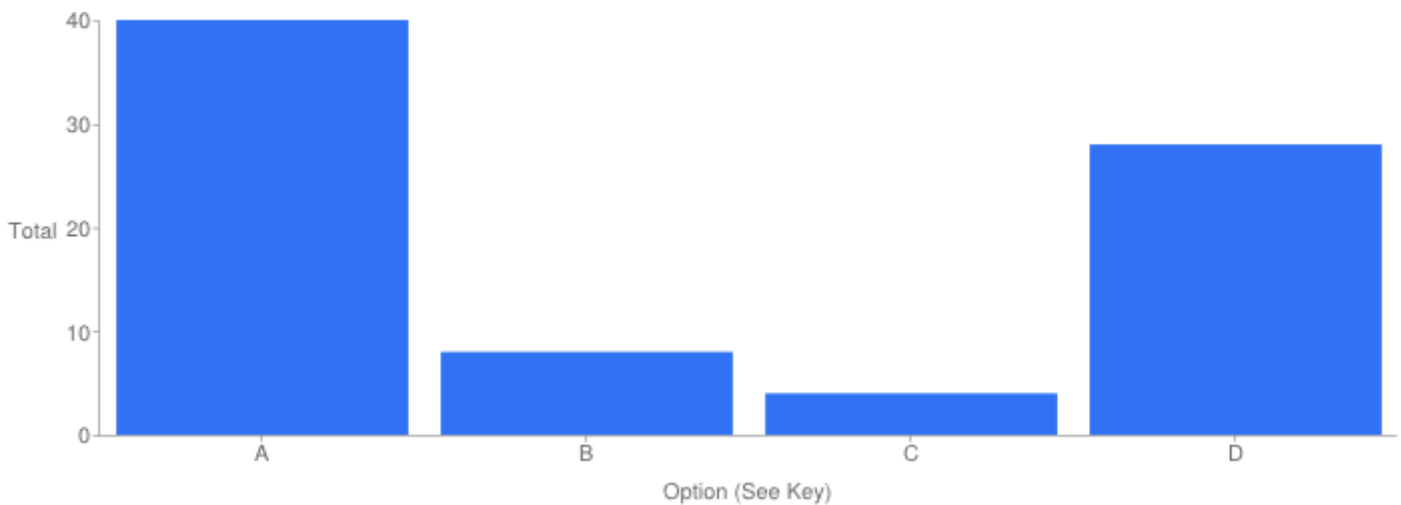


Key	Option	Total	Percent of All
A	Yes	58	72.50%
B	No	22	27.50%
C	Not Answered	0	0%

There are **24** responses to this part of the question.

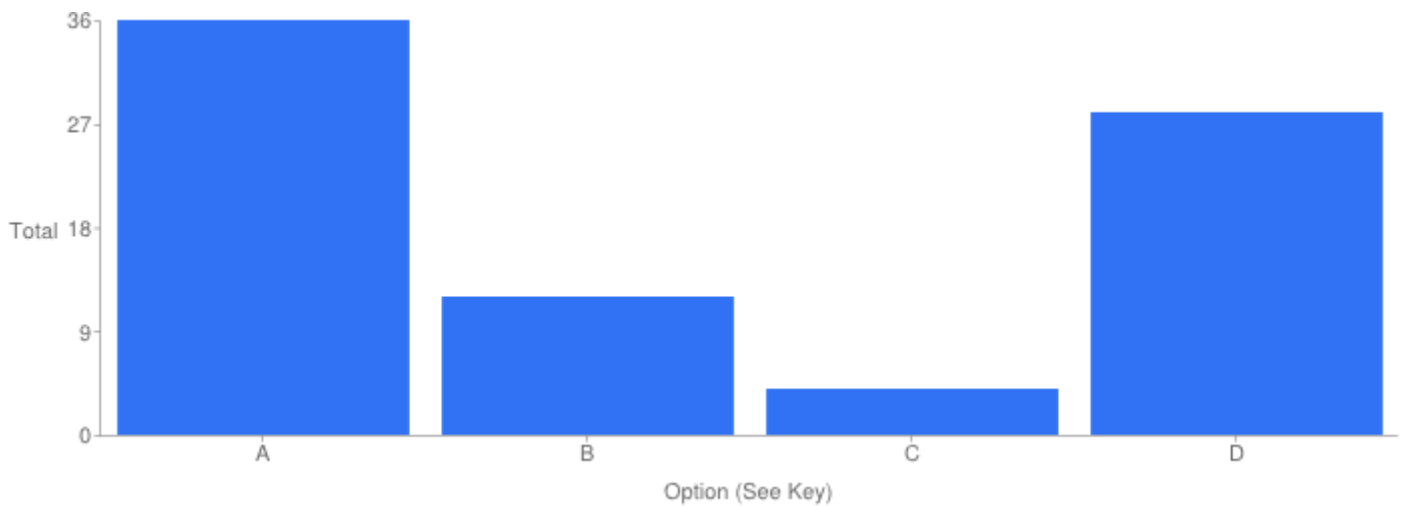
Question 10: Please indicate if you agree or disagree with each of the selection criteria for becoming a commissioned representative organisation, and where appropriate suggest any changes or additions in the text box below this section

Table of "Must be based in Leicester city"



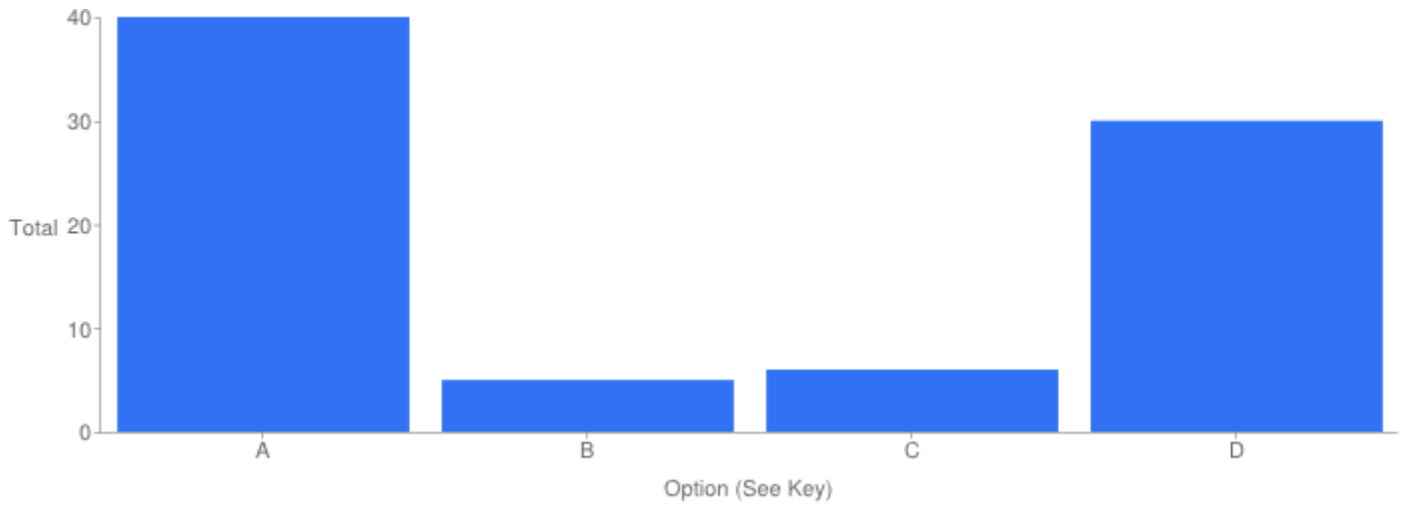
Key	Option	Total	Percent of All
A	Agree	40	50.0%
B	Disagree	8	10.0%
C	Possible change / amendment	4	5.00%
D	Not Answered	28	35.00%

Table of "Activities should be conducted mainly (preferably exclusively in the city of Leicester)"



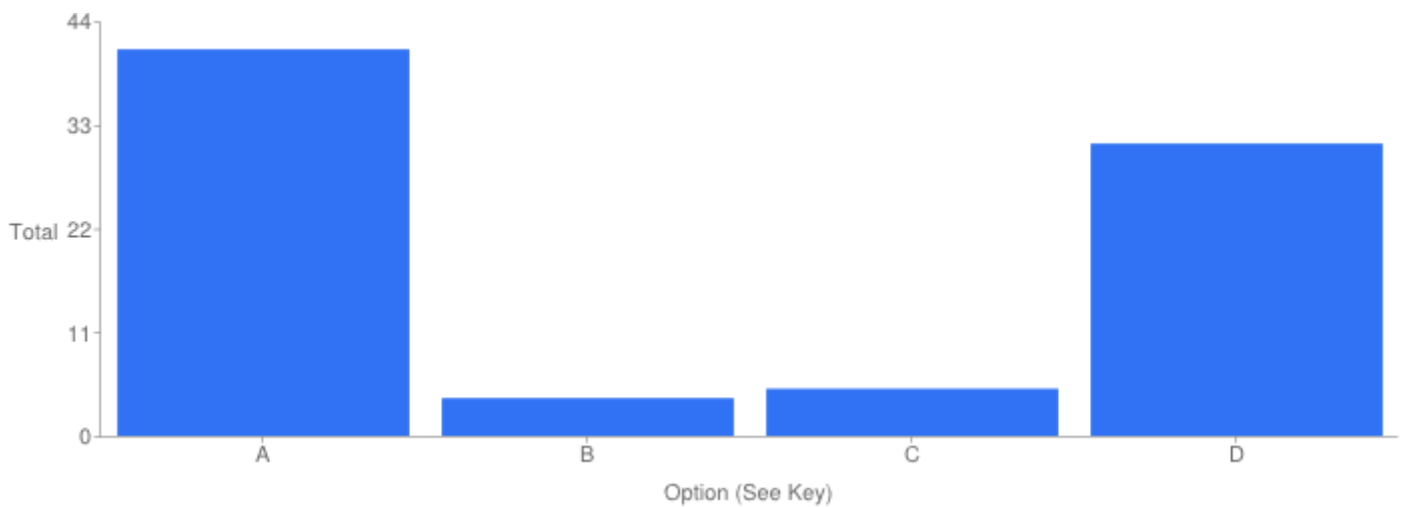
Key	Option	Total	Percent of All
A	Agree	36	45.00%
B	Disagree	12	15.00%
C	Possible change / amendment	4	5.00%
D	Not Answered	28	35.00%

Table of "Can demonstrate that its organisational purpose and objectives relate directly to supporting community cohesion and good relations among the communities that make up the city of Leicester"



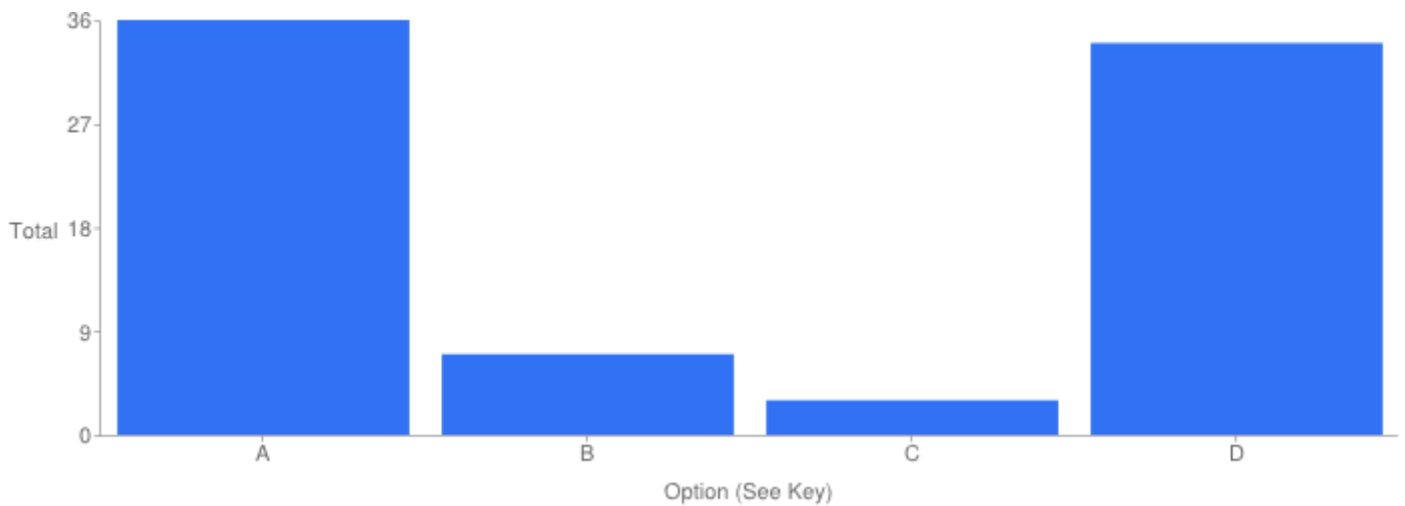
Key	Option	Total	Percent of All
A	Agree	40	50.0%
B	Disagree	5	6.250%
C	Possible change / amendment	6	7.500%
D	Not Answered	30	37.50%

Table of "Is an established organisation which has sound governance and operational structures (especially in relation to its financial affairs)"



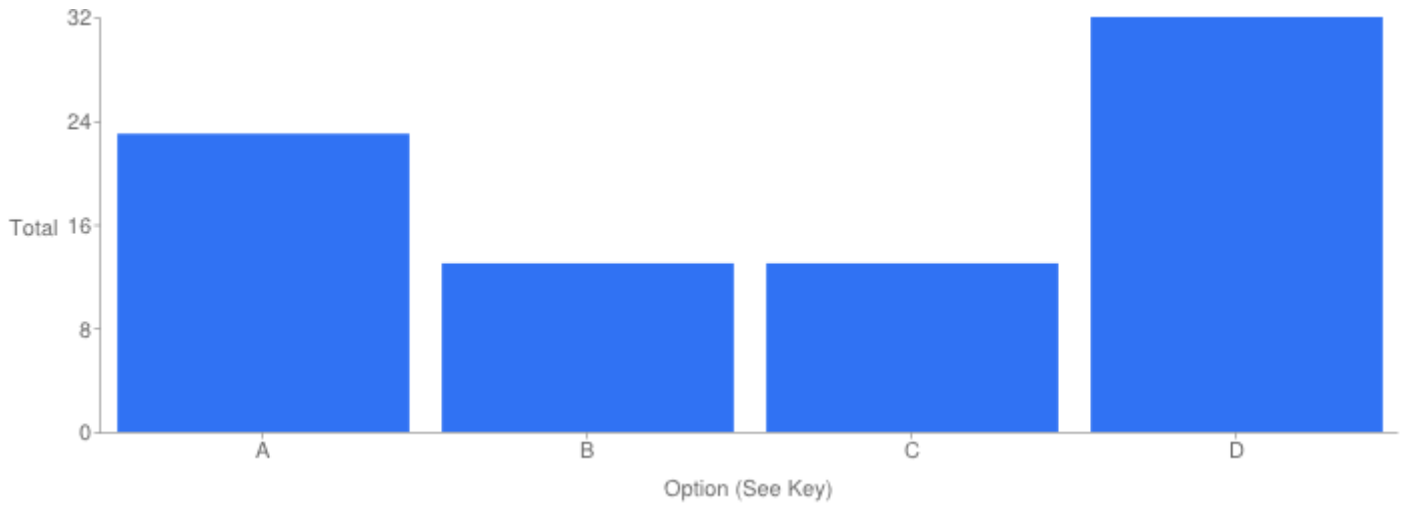
Key	Option	Total	Percent of All
A	Agree	41	51.25%
B	Disagree	4	5.00%
C	Possible change / amendment	5	6.250%
D	Not Answered	31	38.75%

Table of "Is signed up to the Leicester Compact and supports and promotes its principles."



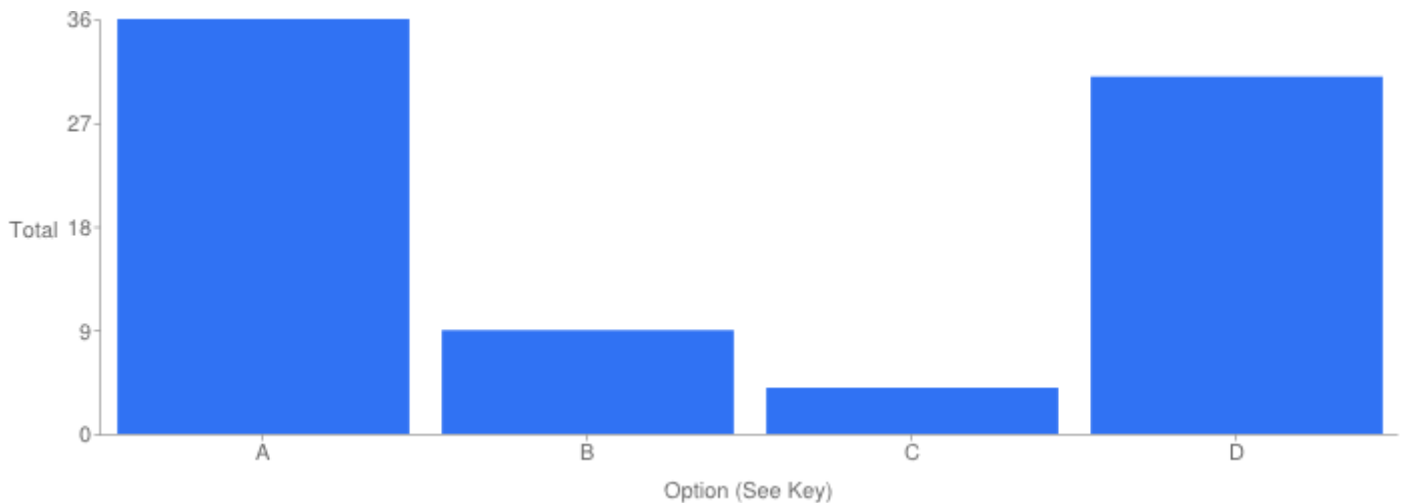
Key	Option	Total	Percent of All
A	Agree	36	45.00%
B	Disagree	7	8.750%
C	Possible change / amendment	3	3.750%
D	Not Answered	34	42.50%

Table of "Is able to define the community of interest which it represents and that community makes up more than 1% of the total population of Leicester based on the 2011 census (i.e. more than 3,298 people)"



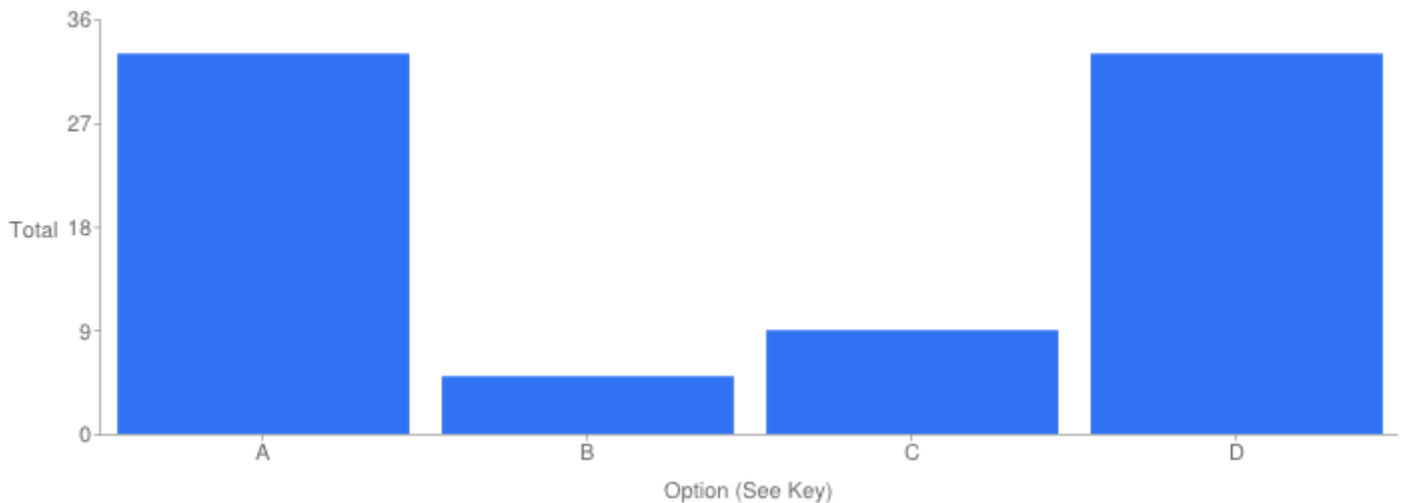
Key	Option	Total	Percent of All
A	Agree	23	28.75%
B	Disagree	13	16.25%
C	Possible change / amendment	13	16.25%
D	Not Answered	32	40.0%

Table of "Can demonstrate the need for this community of interest to be represented. This need should be based on both the significance of the community in demographic terms and in relation to the issues in which that community is involved, as shown by relevant social and economic indicators"



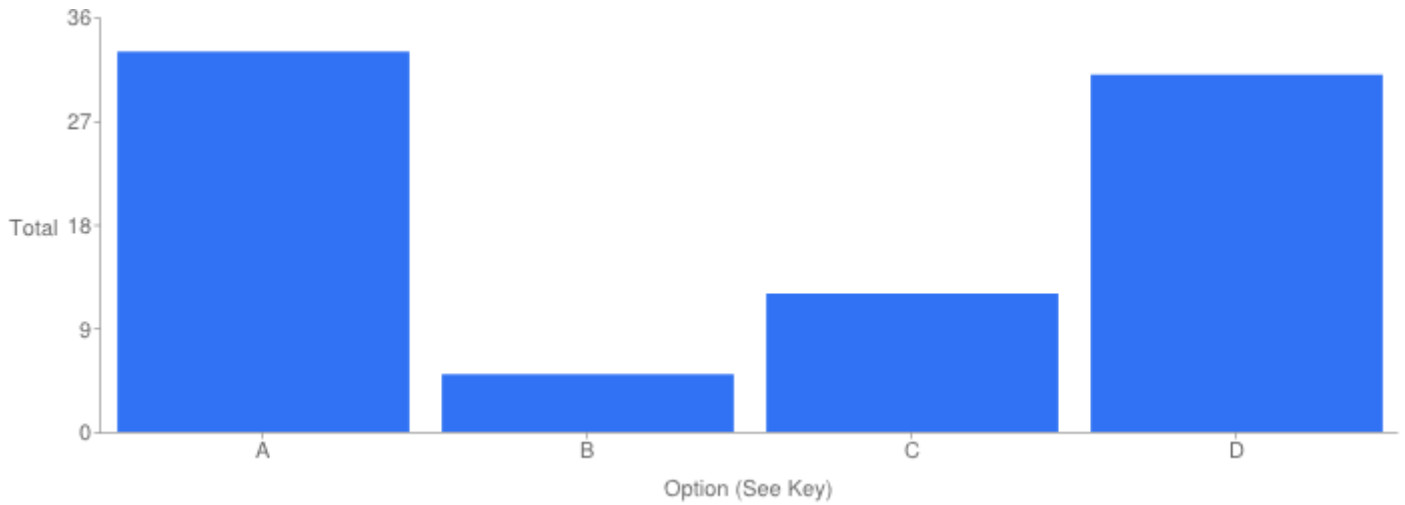
Key	Option	Total	Percent of All
A	Agree	36	45.00%
B	Disagree	9	11.25%
C	Possible change / amendment	4	5.00%
D	Not Answered	31	38.75%

Table of "Can clearly articulate and evidence that it has the support of the majority of the community that it claims to represent"



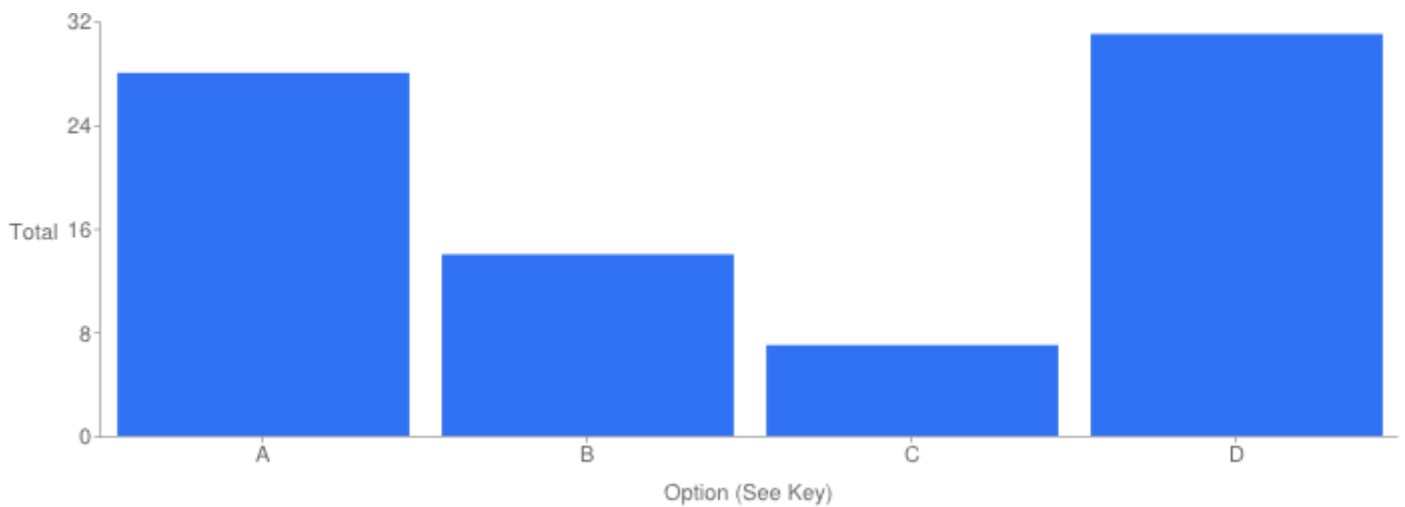
Key	Option	Total	Percent of All
A	Agree	33	41.25%
B	Disagree	5	6.250%
C	Possible change / amendment	9	11.25%
D	Not Answered	33	41.25%

Table of "Can demonstrate how the organisational make-up is proportionate and representative of the community of interest to be served. "



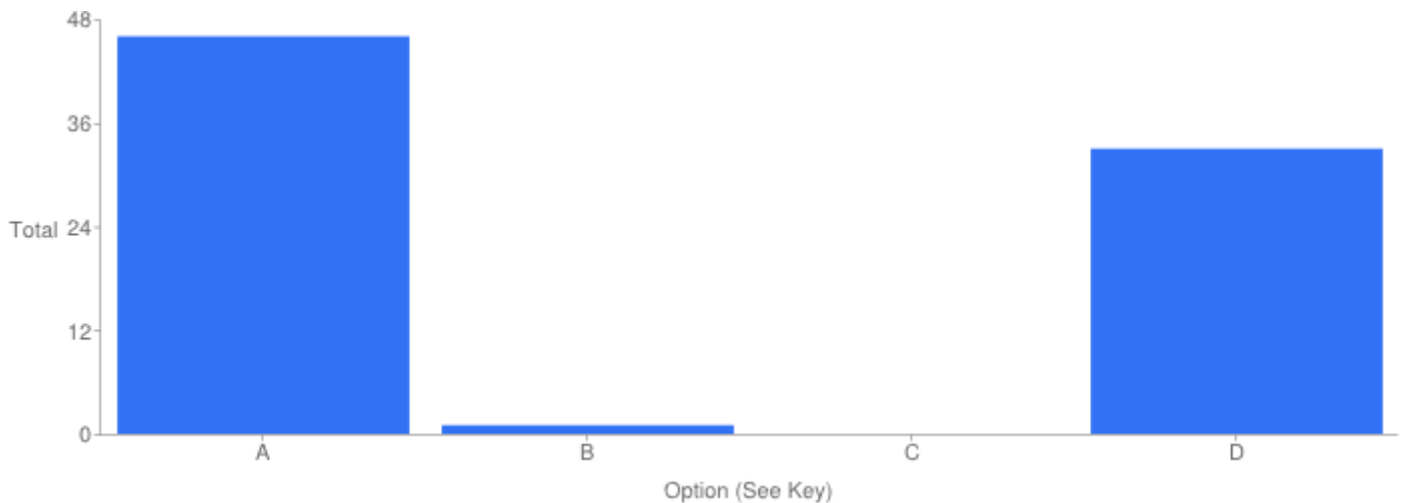
Key	Option	Total	Percent of All
A	Agree	33	41.25%
B	Disagree	5	6.250%
C	Possible change / amendment	12	15.00%
D	Not Answered	31	38.75%

Table of "Can evidence financial support from any constituent / affiliated organisations that they currently represent (or hoping to represent) "



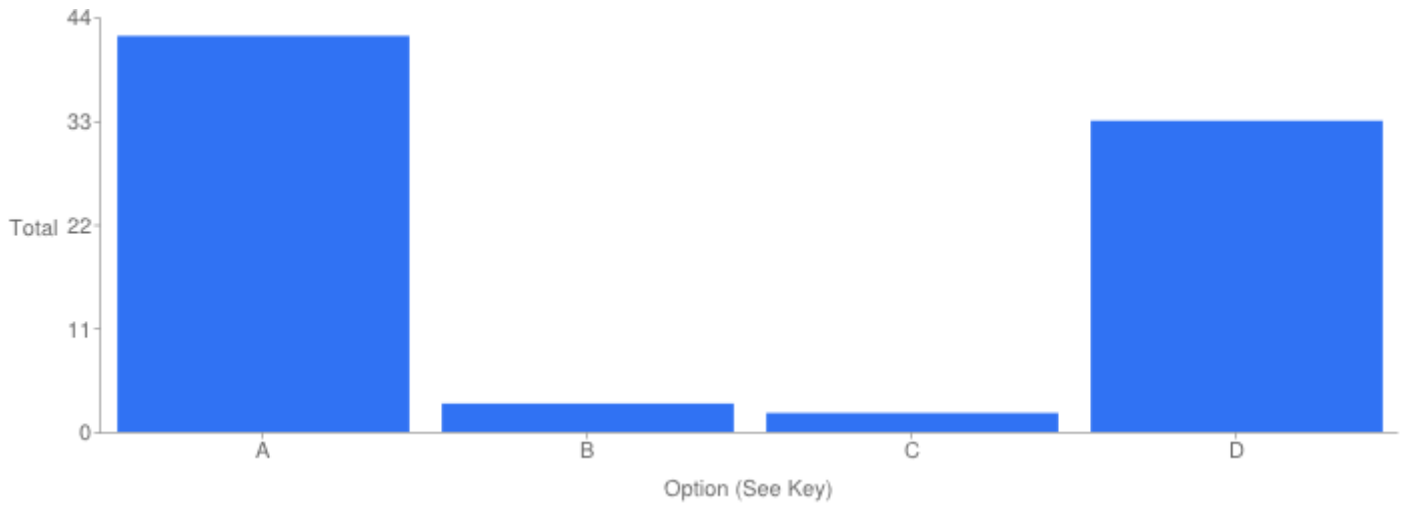
Key	Option	Total	Percent of All
A	Agree	28	35.00%
B	Disagree	14	17.50%
C	Possible change / amendment	7	8.750%
D	Not Answered	31	38.75%

Table of "Can prove that the organisation provides equality of access and equality of opportunities to the people it serves"



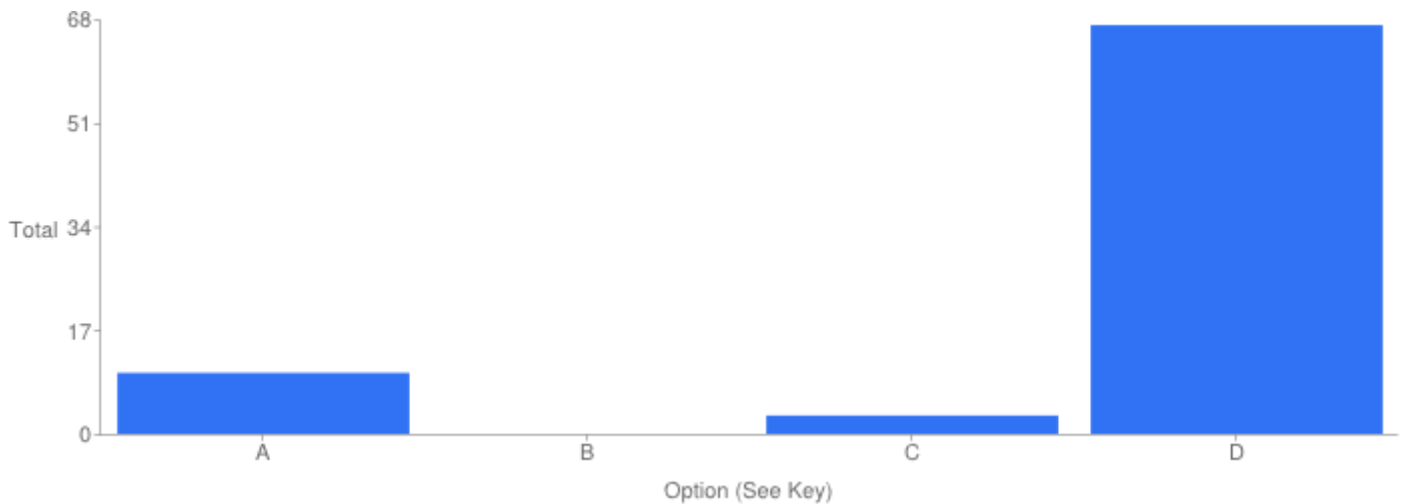
Key	Option	Total	Percent of All
A	Agree	46	57.50%
B	Disagree	1	1.250%
C	Possible change / amendment	0	0%
D	Not Answered	33	41.25%

Table of "Can prove that it has the capacity and proven ability to facilitate a dialogue across the community they represent and to feedback to the community they represent"



Key	Option	Total	Percent of All
A	Agree	42	52.50%
B	Disagree	3	3.750%
C	Possible change / amendment	2	2.500%
D	Not Answered	33	41.25%

Table of "Additional criteria – please specify below"



Key	Option	Total	Percent of All
A	Agree	10	12.50%
B	Disagree	0	0%
C	Possible change / amendment	3	3.750%
D	Not Answered	67	83.75%

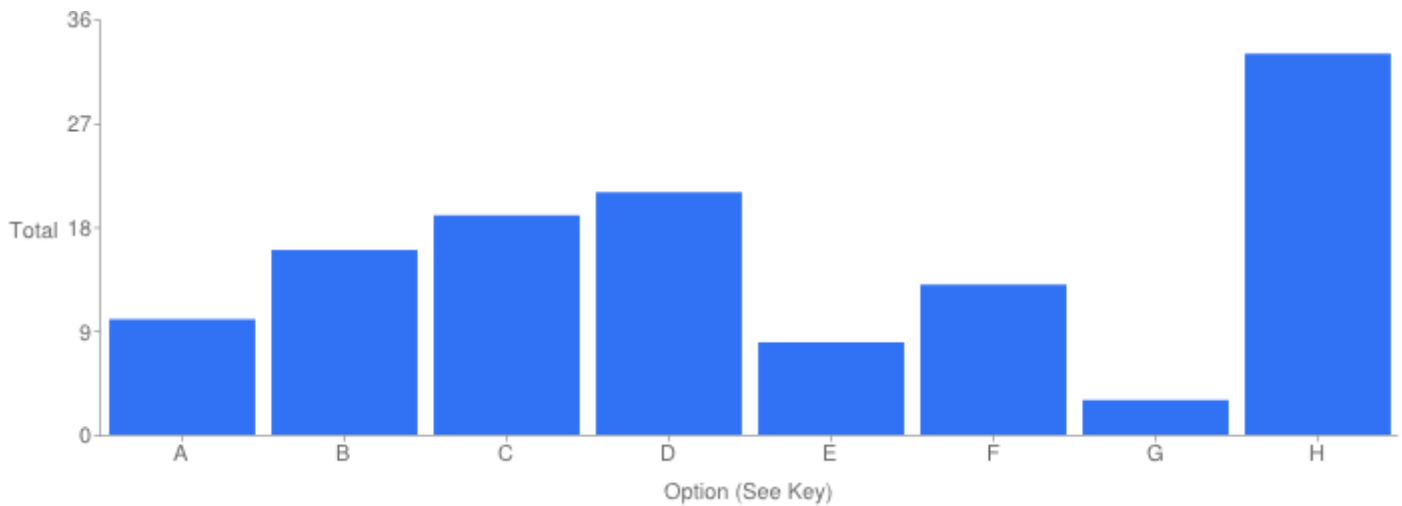
There are **18** responses to this part of the question.

There are **26** responses to this part of the question.

Question 11: SUPPORT FOR VOLUNTEERING IN THE CITY

There are **40** responses to this part of the question.

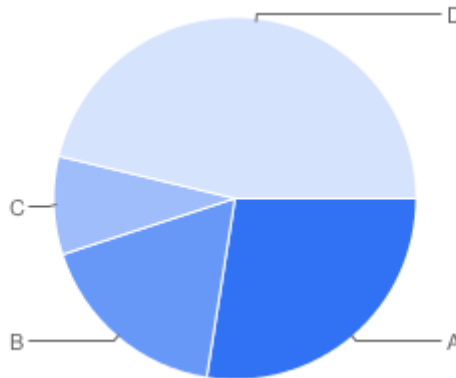
Table of "prioritising support needs"



Key	Option	Total	Percent of All
A	Developing volunteering opportunities	10	12.50%
B	Marketing volunteering opportunities	16	20.0%

Key	Option	Total	Percent of All
C	Matching volunteers to opportunities	19	23.75%
D	Good practice in relation to using volunteers	21	26.25%
E	Policy development in relation to volunteering	8	10.0%
F	Strategic development of volunteering	13	16.25%
G	Not applicable to my organisation – don't use volunteers	3	3.750%
H	Not Answered	33	41.25%

Table of "Which of these options for volunteering support would be your preferred option?"



Key	Option	Total	Percent of All
A	"One stop shop"	22	27.50%
B	Seperate brokerage from support services	14	17.50%
C	Alternative option – please specify below	7	8.750%

Key	Option	Total	Percent of All
D	Not Answered	37	46.25%

There are **13** responses to this part of the question.

Question 12: Leicester City Council believes that these proposals are fair for everyone and help make sure resources go to those most in need and least able to meet their needs in other ways. Do you have any comments about this?

There are **80** responses to this part of the question.

There are **18** responses to this part of the question.